

Background

In June 2018 the NZ Government released a policy statement for land transport, which indicated their desire to reduce road trauma on NZ roads, not only by investing in road safety improvements to improve roads and roadsides, but also ensuring safe and appropriate travel speeds.

In response to the above, and due to areas of development and changing land use in rural zones, a speed limit review of all the rural roads was undertaken to ensure these roads have appropriate speed limits and operate efficiently.

The rural areas are being looked at first as part of a district wide speed limit review. A speed limit review of urban roads will commence once the rural review is completed.

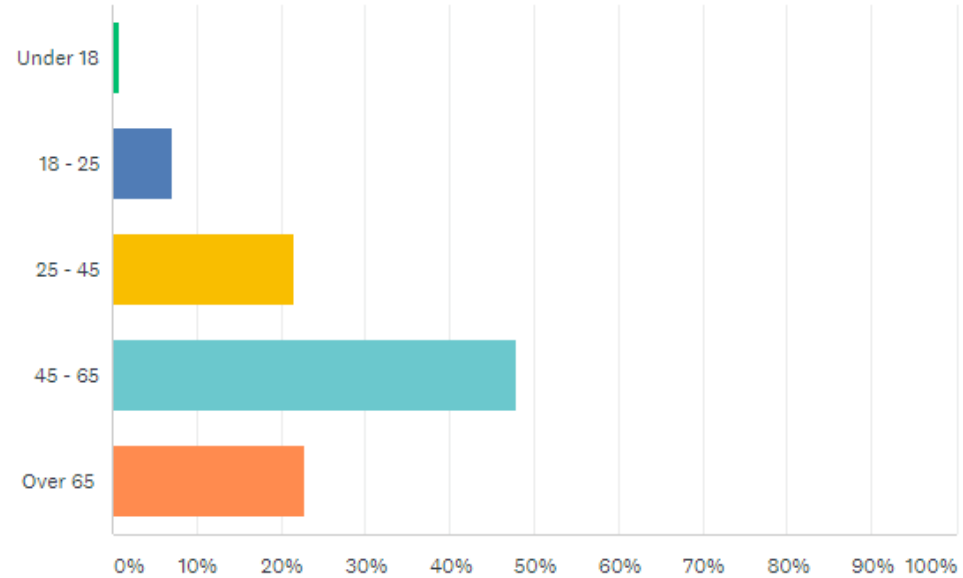
As part of the engagement process an online survey was carried out seeking initial views from the community on appropriate speed limits for the rural roads. The survey ran from December 2018 to February 2019 and received over 700 responses with people having their say. The following report presents the survey questions and the survey results.

Further engagement by way of written submissions will start on Friday 15th February until Friday 15th March. The recommendation will be for lower speed limits on rural roads.

Rural Roads Speed Limit Review - Survey Summary

Age group

Answered: 741 Skipped: 0

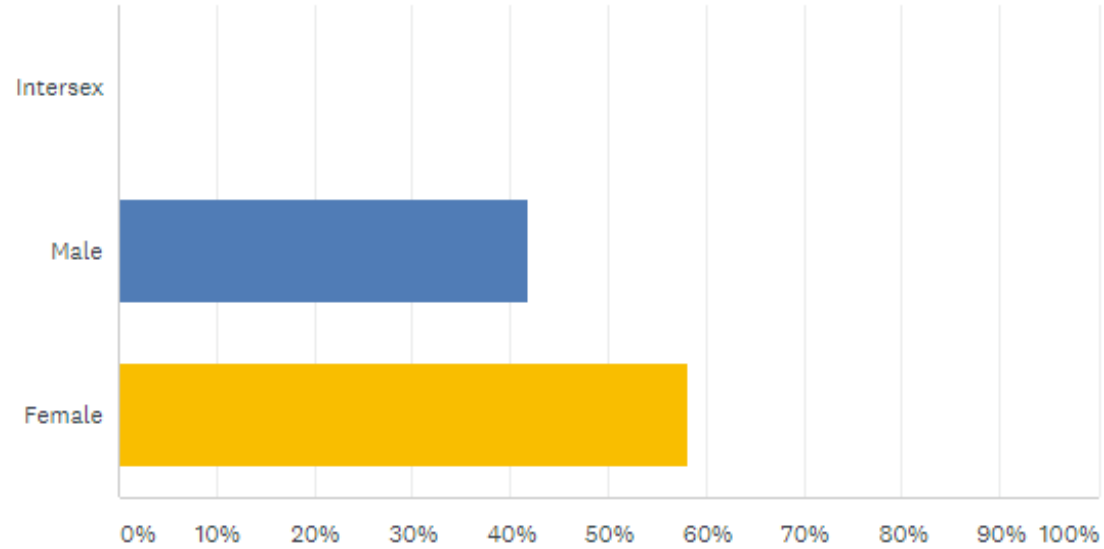


ANSWER CHOICES	RESPONSES
Under 18	0.81% 6
18 - 25	7.02% 52
25 - 45	21.46% 159
45 - 65	47.91% 355
Over 65	22.81% 169
TOTAL	741

Rural Roads Speed Limit Review - Survey Summary

Gender

Answered: 741 Skipped: 0

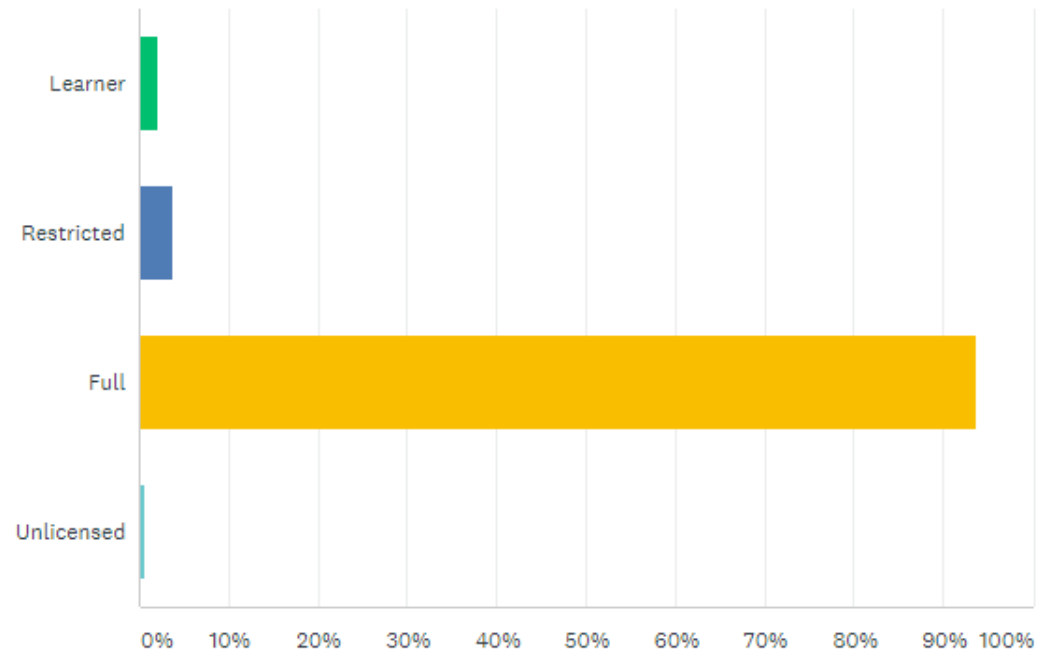


ANSWER CHOICES	RESPONSES
▼ Intersex	0.00% 0
▼ Male	41.84% 310
▼ Female	58.16% 431
TOTAL	741

Rural Roads Speed Limit Review - Survey Summary

Type of Driver's Licence

Answered: 741 Skipped: 0

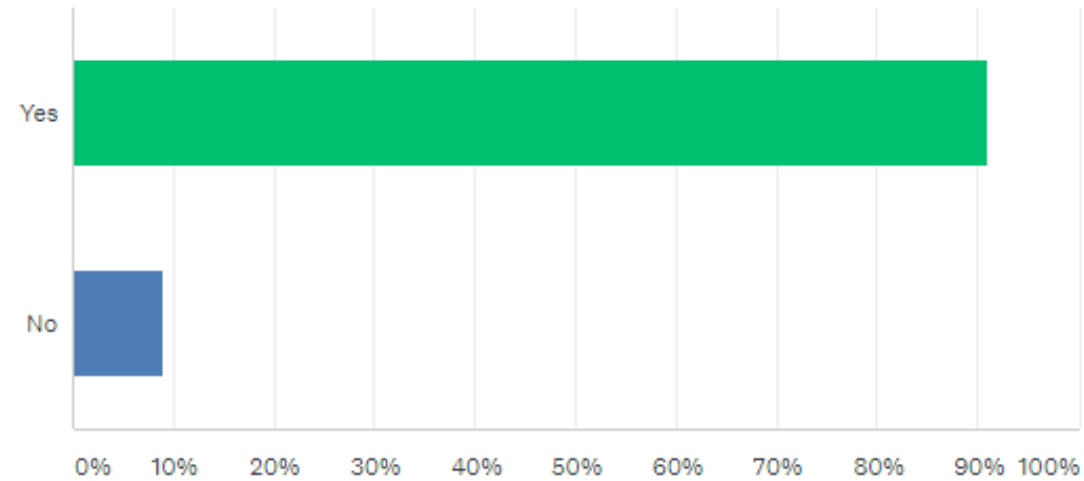


ANSWER CHOICES	RESPONSES
▼ Learner	2.02% 15
▼ Restricted	3.78% 28
▼ Full	93.66% 694
▼ Unlicensed	0.54% 4
TOTAL	741

Rural Roads Speed Limit Review - Survey Summary

Are you a resident of Horowhenua

Answered: 740 Skipped: 1

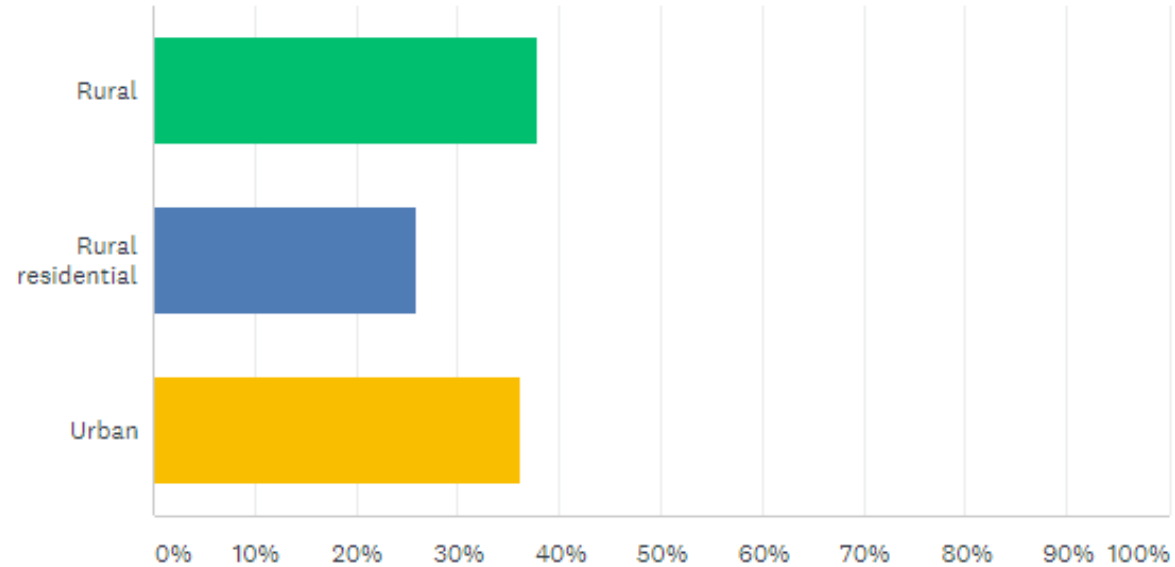


ANSWER CHOICES	RESPONSES	
▼ Yes	90.95%	673
▼ No	9.05%	67
TOTAL		740

Rural Roads Speed Limit Review - Survey Summary

Where do you live?

Answered: 739 Skipped: 2

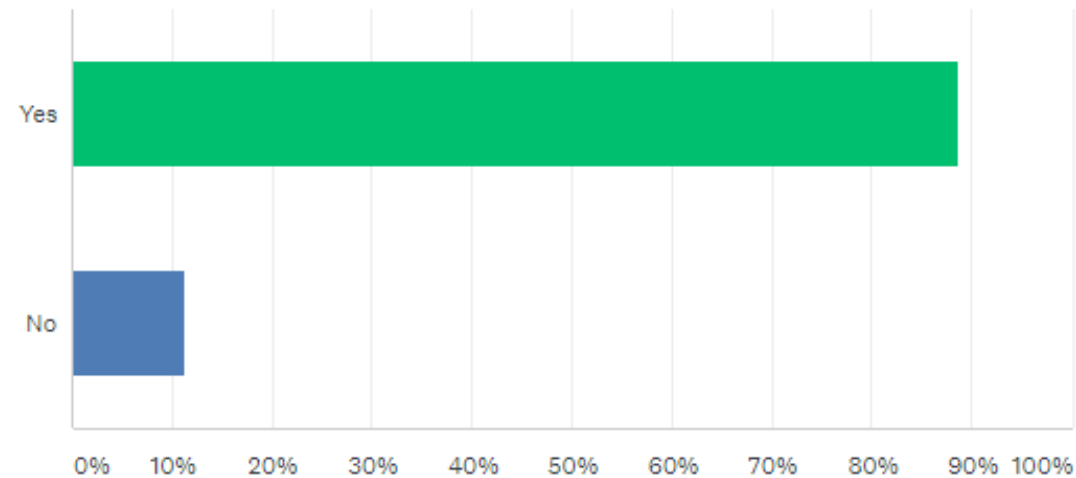


ANSWER CHOICES	RESPONSES
▼ Rural	37.89% 280
▼ Rural residential	25.85% 191
▼ Urban	36.27% 268
TOTAL	739

Rural Roads Speed Limit Review - Survey Summary

Do you think our rural roads should have a posted speed limit that is safe and appropriate for the conditions?

Answered: 739 Skipped: 2

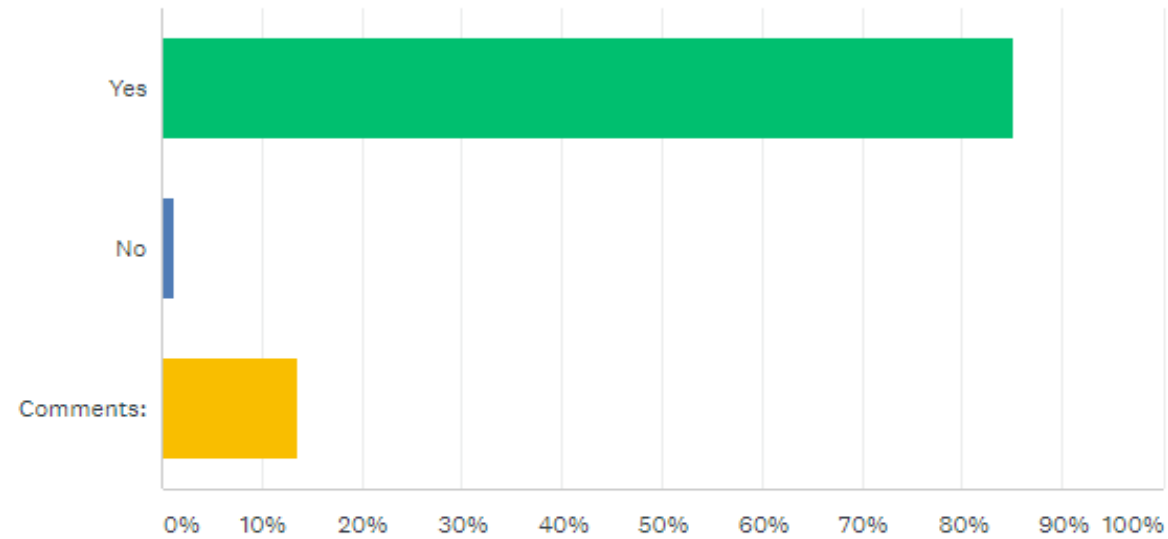


ANSWER CHOICES	RESPONSES
▼ Yes	88.63% 655
▼ No	11.37% 84
TOTAL	739

Rural Roads Speed Limit Review - Survey Summary

Would you like to see a reduction in deaths and serious injury crashes on Horowhenua roads?

Answered: 738 Skipped: 3

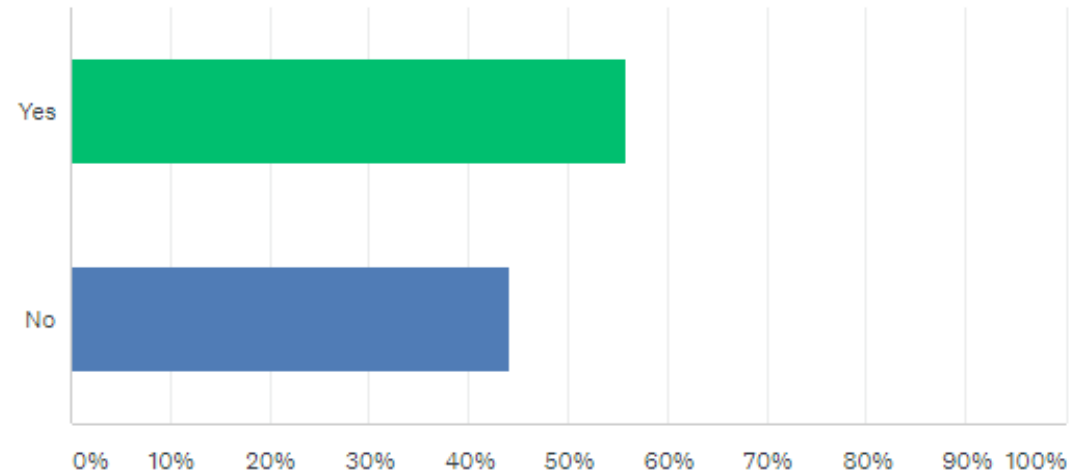


ANSWER CHOICES	RESPONSES	
▼ Yes	85.09%	628
▼ No	1.36%	10
▼ Comments:	Responses 13.55%	100
TOTAL		738

Rural Roads Speed Limit Review - Survey Summary

Are you aware of the central government's 'Safer Journeys Strategy' which has been designed to improve road safety?

Answered: 738 Skipped: 3



ANSWER CHOICES	RESPONSES
Yes	55.83% 412
No	44.17% 326
TOTAL	738

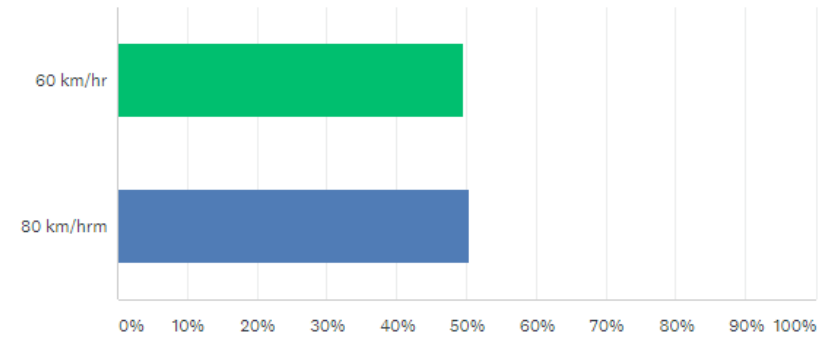
Rural Roads Speed Limit Review - Survey Summary

The road below is narrow with roadside hazards such as power poles and drains. There is also a one lane bridge and no line marking. NZTA's Speed Management Guidelines and the Safer Journeys Online Risk Assessment Tool has determined that 100km/hr is not appropriate on this road.

Do you think the appropriate speed for this road is 80km/h or 60km/h? (Please Tick One) 80km/h 60km/h



Answered: 689 Skipped: 52



ANSWER CHOICES	RESPONSES	
▼ 60 km/hr	49.64%	342
▼ 80 km/hr	50.36%	347
TOTAL		689

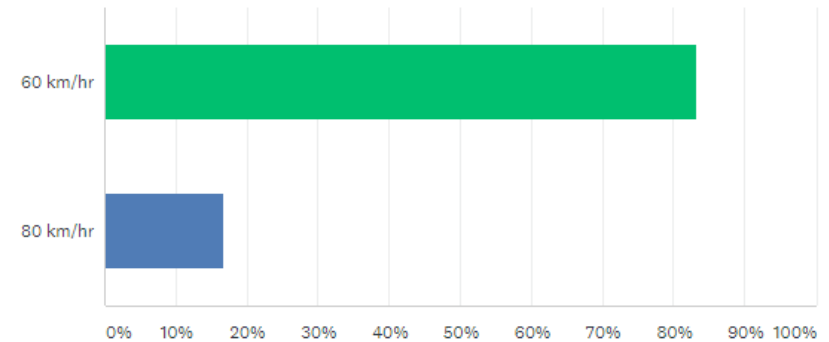
Rural Roads Speed Limit Review - Survey Summary

The road below has roadside hazards such as drains and drop offs. It is unsealed and has a blind corner. NZTA's Speed Management Guidelines and the Safer Journeys Online Risk Assessment Tool has determined that 100km/hr is not appropriate on this road.

Do you think the appropriate speed for this road is 80km/h or 60km/h? (Please Tick One) 80km/h 60km/h



Answered: 698 Skipped: 43



ANSWER CHOICES	RESPONSES	
▼ 60 km/hr	83.24%	581
▼ 80 km/hr	16.76%	117
TOTAL		698

Rural Roads Speed Limit Review - Survey Summary

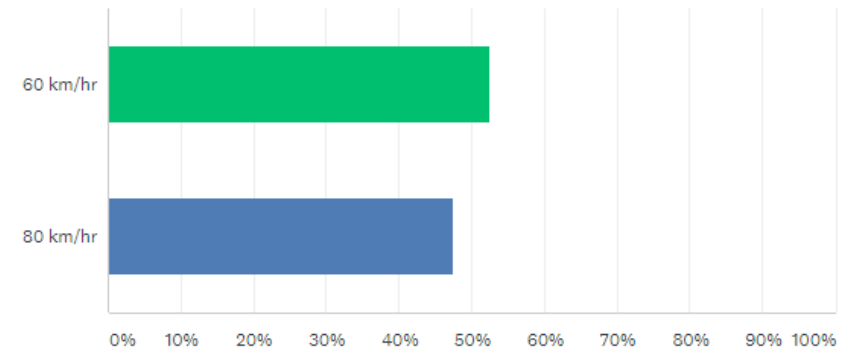
The road below is a typical country road with no line marking, farming operations such as Milk tankers and tractors etc. and roadside hazards such as power poles, fences and drains.

NZTA's Speed Management Guidelines and the Safer Journeys Online Risk Assessment Tool has determined that 100km/hr is not appropriate on this road.

Do you think the appropriate speed for this road is 80km/h or 60km/h? (Please Tick One) 80km/h 60km/h



Answered: 679 Skipped: 62



ANSWER CHOICES	RESPONSES
▼ 60 km/hr	52.58% 357
▼ 80 km/hr	47.42% 322
TOTAL	679

Rural Roads Speed Limit Review - Survey Summary

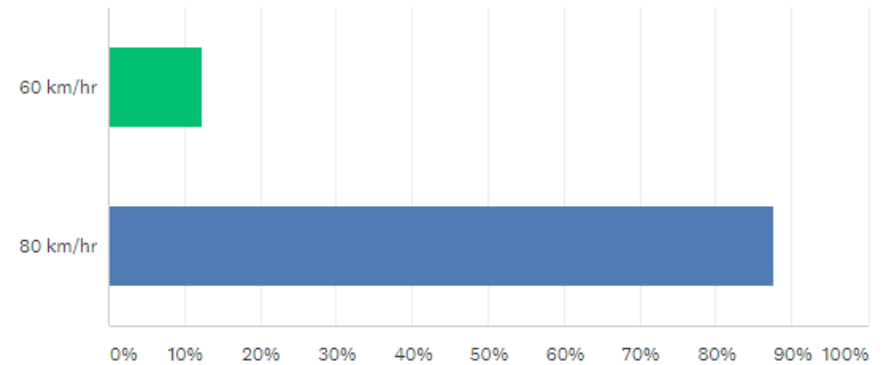
The road below is a typical country road, it is windy and has roadside hazards such as power poles, fences and drains. NZTA's Speed Management Guidelines and the Safer Journeys Online Risk Assessment Tool has determined that 100km/hr is not appropriate on this road.

Do you think the appropriate speed for this road is 80km/h or 60km/h? (Please Tick One)

80km/h 60km/h



Answered: 651 Skipped: 90



ANSWER CHOICES	RESPONSES	
▼ 60 km/hr	12.29%	80
▼ 80 km/hr	87.71%	571
TOTAL		651

Rural Roads Speed Limit Review - Survey Summary

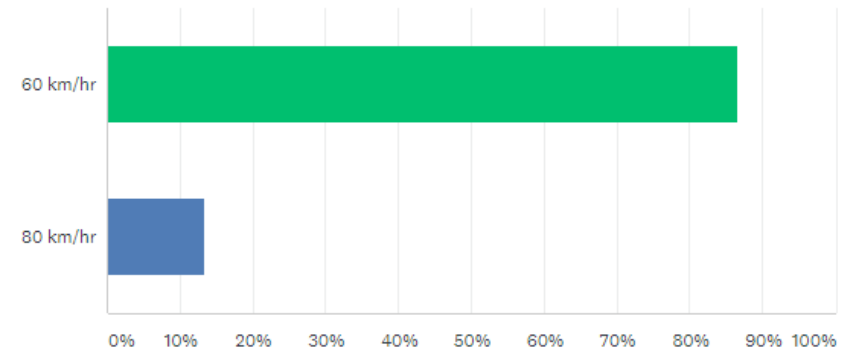
The road below is a typical unsealed road, it is windy and has roadside hazards such as drop offs and trees. NZTA's Speed Management Guidelines and the Safer Journeys e Risk Assessment Tool has determined that 100km/hr is not appropriate on this road.

Do you think the appropriate speed for this road is 80km/h or 60km/h? (Please Tick One)

80km/h 60km/h



Answered: 683 Skipped: 58



ANSWER CHOICES	RESPONSES
▼ 60 km/hr	86.68% 592
▼ 80 km/hr	13.32% 91
TOTAL	683

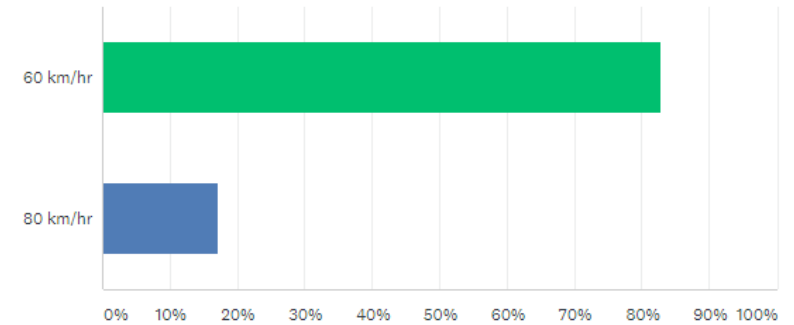
Rural Roads Speed Limit Review - Survey Summary

The road below is a typical rural residential road, it is narrow and has a lot of housing development going on. NZTA's Speed Management Guidelines and the Safer Journeys e Risk Assessment Tool has determined that 80km/hr is not appropriate on this road.

Do you think the appropriate speed for this road is 80km/h or 60km/h? (Please Tick One) 80km/h 60km/h



Answered: 692 Skipped: 49



ANSWER CHOICES	RESPONSES	
▼ 60 km/hr	82.95%	574
▼ 80 km/hr	17.05%	118
TOTAL		692

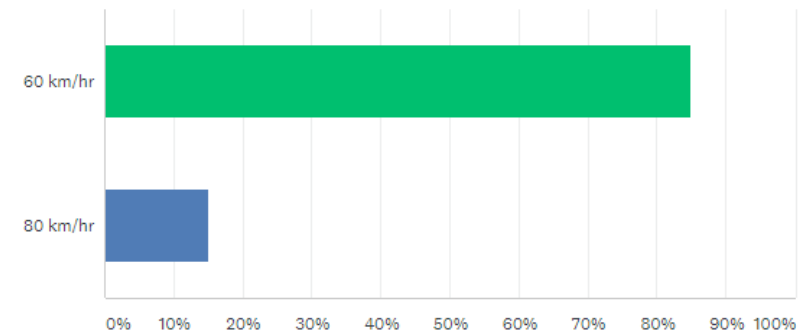
Rural Roads Speed Limit Review - Survey Summary

The road below is a typical unsealed road, it has roadside hazards such as trees. NZTA's Speed Management Guidelines and the Safer Journeys e Risk Assessment Tool has determined that 100km/hr is not appropriate on this road.

Do you think the appropriate speed for this road is 80km/h or 60km/h? (Please Tick One) 80km/h 60km/h



Answered: 685 Skipped: 56



ANSWER CHOICES	RESPONSES	
▼ 60 km/hr	84.96%	582
▼ 80 km/hr	15.04%	103
TOTAL		685

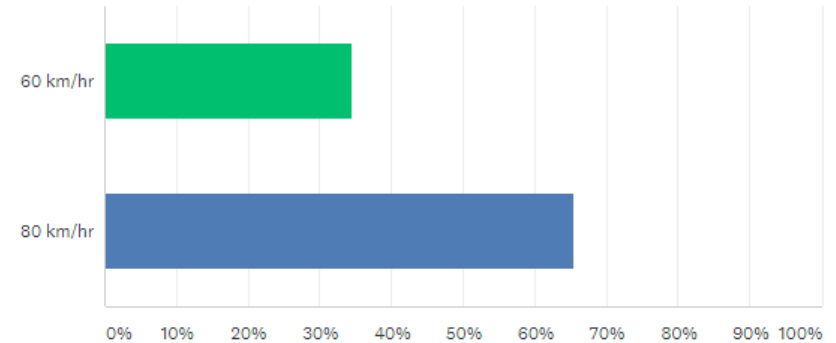
Rural Roads Speed Limit Review - Survey Summary

The road below is a typical country road, it has roadside hazards such as power poles, fences and drains. There is also a one lane bridge NZTA's Speed Management Guidelines and the Safer Journeys Online Risk Assessment Tool has determined that 100km/hr is not appropriate on this road.

Do you think the appropriate speed for this road is 80km/h or 60km/h? (Please Tick One) 80km/h 60km/h



Answered: 677 Skipped: 64



ANSWER CHOICES	RESPONSES	
▼ 60 km/hr	34.56%	234
▼ 80 km/hr	65.44%	443
TOTAL		677

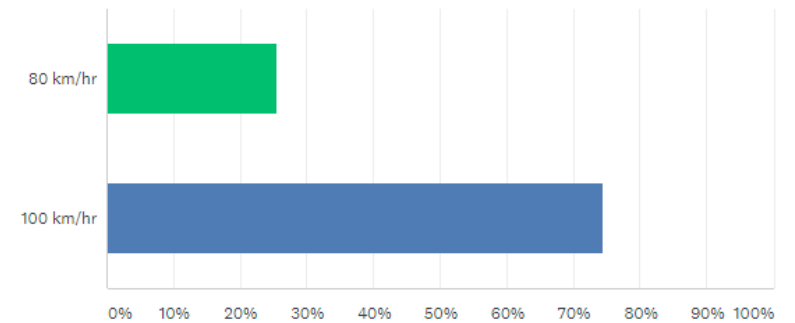
Rural Roads Speed Limit Review - Survey Summary

The road below is an arterial road which NZTA's Speed Management Guidelines and the Safer Journeys e Risk Assessment Tool has determined could be 100km/h or 80km/h. The road is wide with line marking and not many hazards.

Do you think the appropriate speed for this road is 100km/h or 80km/h? (Please Tick One) 100km/h 80km/h



Answered: 721 Skipped: 20



ANSWER CHOICES	RESPONSES	
▼ 80 km/hr	25.52%	184
▼ 100 km/hr	74.48%	537
TOTAL		721

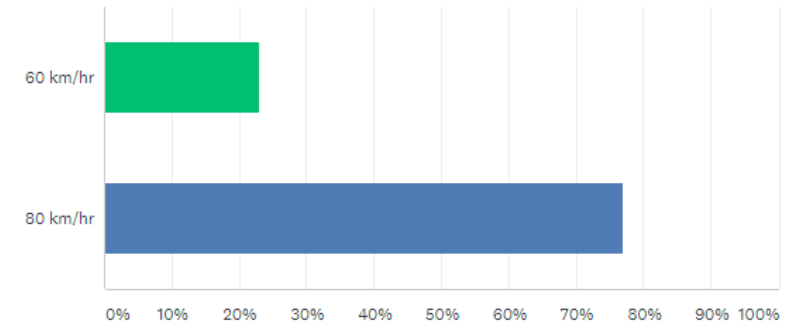
Rural Roads Speed Limit Review - Survey Summary

The road below is a typical country road, it is narrow and has roadside hazards such as trees and fences, it also has a blind crest. NZTA's Speed Management Guidelines and the Safer Journeys e Risk Assessment Tool has determined that 100km/hr is not appropriate on this road.

Do you think the appropriate speed for this road is 80km/h or 60km/h? (Please Tick One) 80km/h 60km/h



Answered: 660 Skipped: 81



ANSWER CHOICES	RESPONSES
▼ 60 km/hr	23.03% 152
▼ 80 km/hr	76.97% 508
TOTAL	660